

XC Spark Plug Service


(2001 Volvo V70 XC AWD L5-2435cc 2.4L Turbo VIN 58 B5244T3 LT)

Service and Repair

Note! As the illustrations in the information are used for different model years and/or models, certain variations may occur. However, the essential information in the illustrations is always correct.


Removing spark plugs:

Remove



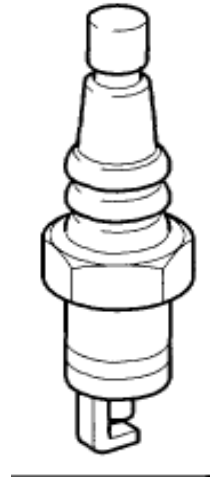
- * any charge air pipe over the engine. Seal the openings.
- * the upper camshaft belt cover.
- * the cover over the ignition coils.

Remove the spark plugs
Mark up the ignition coils.
Remove



* the ignition coils. Mark up their locations. Put the ignition coils to one side without disconnecting the connectors.
* the spark plugs.

Replace the spark plugs
Install new spark plugs:



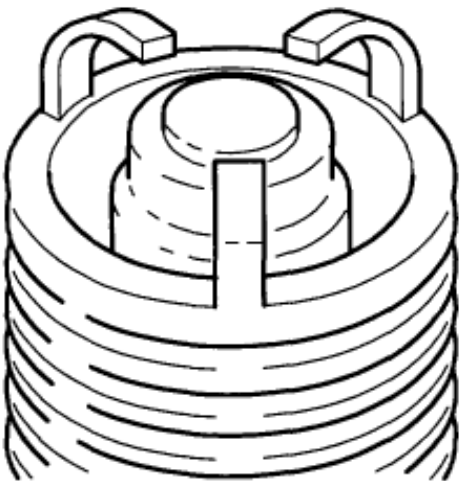
* Check the spark plug gap.

Note! Turbocharged engines: Correct spark gap: **0.7 - 0.8 mm (0.02 - 0.03 inch)**.

* Lubricate the spark plug threads with paste. P/N: 116 1408. Tighten to **30 Nm (22 ft. lbs.)**


Spark plugs with 3 electrodes
Normally aspirated engine:

Note! Spark plugs with 3 electrodes. Cannot be adjusted. The gaps listed and that can be measured are between the insulator and side electrode. Nominal measurement: **0.5 mm (0.02 inch)**.



Lubricate the spark plug threads with paste. P/N: 116 1408. Tighten to **30 Nm (22 ft. lbs.)**.

Install



- * the ignition coils. Check the marking. Tighten to **10 Nm (7.4 ft. lbs.)**
- * the cover over the ignition coils. Tighten to **8 Nm (6 ft. lbs.)**
- * the upper camshaft belt cover. Tighten to **8 Nm (6 ft. lbs.)**
- * any charge air pipe over the engine. Remove the seals from the openings.

Checking work

Function test:

- * start the engine and check that it functions normally.

Wipe the steering wheel and gear selector lever clean.

Labor	Skill Level	Warr.	Std.
--------------	--------------------	--------------	-------------

Spark Plug

Replace	B	1.0	1.6
----------------	---	-----	-----

Gap

Spark Plug

Champion	RC8PYP
----------	---------------

Gap	0.7-0.8mm (0.028-9.032mm")
-----	-----------------------------------