


**2001 Volvo V70 XC AWD L5-2.4L Turbo VIN 58 B5244T3**

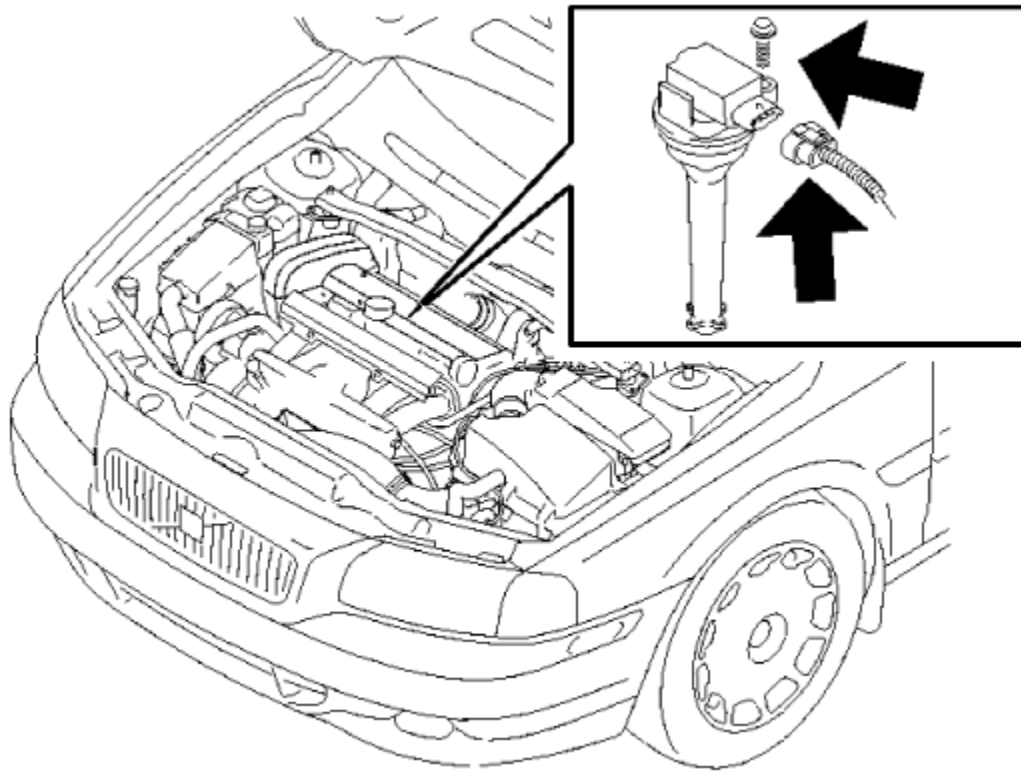
**Service and Repair  
Replacing Ignition Coils**

**Removing ignition coils**

**Remove**



- the charge air pipe over the engine.
- Seal the openings



- the upper timing belt cover
- the cover over the ignition coils

Disconnect the ignition coil connector.

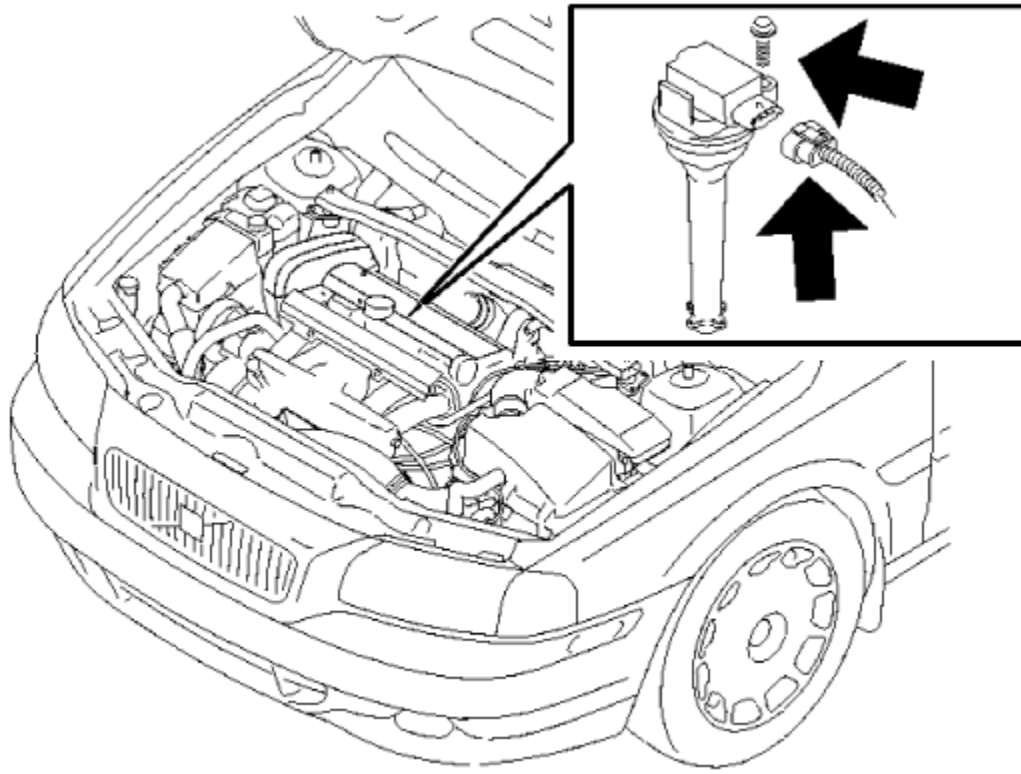
- the mounting screw. Pull the coil up.

### **Installing ignition coils**

Install the new coil.

Align the coil and press it down. Install the screw. Tighten to **10 Nm** .

Press in the connector until a clicking sound is heard.



---

Install the cover over the ignition coil.

Install the upper timing belt cover.

Remove the seals from the charge air pipe. Reinstall the charge air pipe over the engine.