

## Locations

### Fuse/Relay Identification and Location

#### Fuses in engine compartment



#### 11B Fuses in engine compartment

No.	Fuse function	AA
1	Combustion Preheater Module (CPM) 4/7	25
2	Accessory (auxiliary light)	15
4	Heated oxygen sensors 7/15, 7/82, 7/103, 7/104	20
5	Fuel -EVAP valve 8/18 -camshaft reset valve 8/19 -canister valve 8/44 -PTC resistor, air preheating 9/32 -turbo control valve 8/28	15
6	Engine Control Module (ECM) 4/46A -injection valves 8/6-11 Gas -mass airflow (MAF) sensor 7/17 Gas -injection pump 6/31 Diesel -mass airflow (MAF) sensor 7/17 Diesel	15
7	Electronic Throttle Module (ETM) 4/50	10
8	AC relay 2/22 Accelerator pedal sensor 7/51	10
9	Horn relay 2/17	15
10	Relay, rear window washer motor 2/93	10
11	Relay, glow plug unit 2/14 Relay, coolant heater 2 2/109 Relay, coolant heater 1 2/74 Spark plug with ignition coil 20/3-8 EGR valve 8/17 Turbo control valve 8/28 Engine pad solenoid 8/64 PTC resistor, air preheating 9/32 AC relay 2/22	20

**11B Fuses in engine compartment**

No.	Fuse function	A
12	Brake light contact 3/9	5
13	Relay, windshield wiper, low/high speed 2/90 Relay, intermittent windshield wiper 2/91	25
14	ABS control module 4/16	30
15	-	-
16	Relay, windshield washer motor 2/92	15
19	ABS control module 4/16	30
17-19	-	-
20	Relay, coolant heater 2 2/109	30
21	Relay, coolant heater 1 2/74	30
22	Starter motor relay 2/35	25
23	Engine control module main relay 2/32 Engine Control Module (ECM) 4/46	5

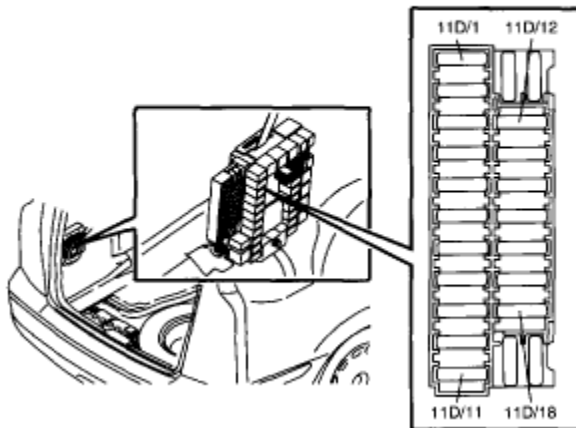
**11C Fuses in passenger compartment**

No.	Fuse function	AA
1	LH front lamp housing 10/1	10
2	RH front lamp housing 10/2	10
3	Low beam relay 2/62	15
4	High beam relay 2/63	20
5	Power Seat Module (PSM), driver's side 4/52	30
6	Power Seat Module (PSM), passenger side 3/27	30
7	LH seat heater 9/12	15
8	RH seat heater 9/13	15
9	ABS control module 4/16 Control module, steering wheel angle sensor 4/68	5
10	LH high beam 10/68	15
11	RH high beam 10/64	15
12	RH/LH headlight wiper motor 6/3-4 LH/RH beam adjustment actuator 6/38-39	15
13	Cigarette lighter/12V outlet, front 9/1 Cigarette lighter/12V outlet, rear 9/25	20
14	Seat belt lock switch, LH seat 3/93 Seat belt lock switch, RH seat 3/94 Power Seat Module (PSM), passenger side 3/27 Central Electronic Module (CEM) 4/56 SRS control module 4/9	5
15	Radio 16/1 RTI Display 16/46	5
16	Radio 16/1	20
17	Amplifier 16/2	30
18	Fog light relay, front 2/34	15
19	RTI Display 16/46	10
20	Control module, battery disconnect AEM 4/78	5
21	Relay, extended X feed, automatic transmission 2/101	10
22	Central Electronic Module (CEM) 4/56	20

### 11C Fuses in passenger compartment

No.	Fuse function	A
23	Data link connector 17/13 Light Switch Module (LSM) 3/111 Climate Control Module (CCM) 3/112 Steering Wheel Module (SWM) 3/130	5
24	Relay, extended X feed 2/29	10
25	Ignition switch 3/1	10
26	Fan control module 4/31	30
27	Control module, LH front door DDM/PDM 3/126 Control module, RH front door PDM/DDM 3/127	15
28	Upper Electronic Module (UEM) 4/70	10
29	Mobile phone 16/60	10
30	Side marker light, LH front 10/71 Parking light, LH front 10/11 Shunt, parking light REM 20/28	10
31	Side marker light, RH front 10/73 Parking light, RH front 10/12 Shunt, parking light/tail light REM 20/33 License plate lighting 10/3	10
32	Central Electronic Module (CEM) 4/56	10
33	Fuel pump relay 2/23	15
34	Sunroof control module (SRM) 4/33	15
35	Control module, LH front door DDM/PDM 3/126	25
36	Control module, RH front door PDM/DDM 3/127	25
37	Relay, power window up, LH rear 2/116 Relay, power window up, RH rear 2/117 Relay, power window down, LH rear 2/118 Relay, power window down, RH rear 2/119 Relay, power window childlock, rear door 2/120	30
38	Alarm siren SCM 16/35	5

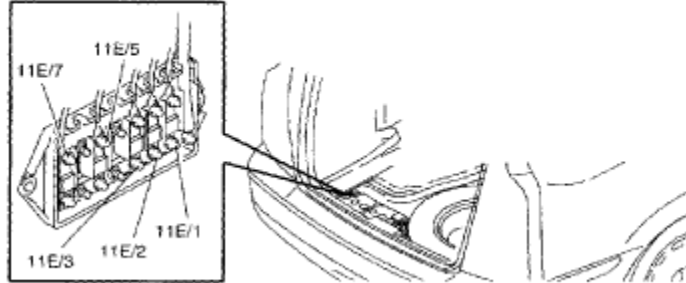
### Fuses in cargo area/compartment



### 11D Fuses in cargo area/compartment

No.	Fuse function	A
1	Rear Electronic Module (REM) 4/58	10
2	Rear Electronic Module (REM) 4/58	10
3	Brake light relay 2/79	15
4	Reversing light relay 2/80	10
5	Relay, heated rear window 2/82 Relay, 15 feed, rear accessories 2/52	5
6	Trunk lid opening relay 2/67 S80 Tailgate locking relay 2/86 V70 Tailgate unlocking relay 2/87 V70	10
7	Relay, adjustable head restraint, rear 2/75 S80 Shunt 12V outlet cargo area 20/39 V70	10 15
8	Lock unit LH/RH rear door 3/76-77 Locking/unlocking relay, fuel filler flap 2/58-59	15
9	Towbar wiring	15
10	CD changer 16/15 S80 CD-ROM player RTI 16/48 RTI control module 16/45 Pager alarm 4/79	10
11	Control module, battery disconnect AEM 4/78	15
12	Rear window wiper motor 6/32	15
13	Sub-woofer 16/79	15
14	-	-
15	15 feed towbar wiring	20
16-17	-	-
18	Fuel preheater relay 2/142	10

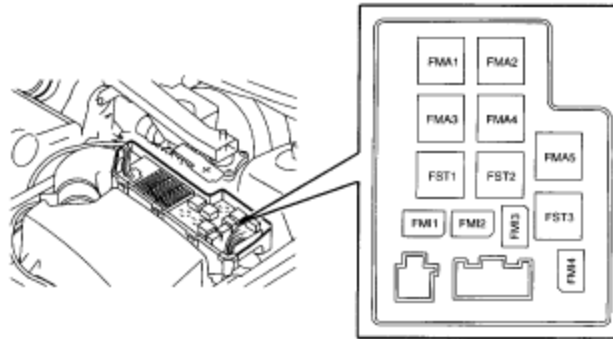
### Fuses in cargo area/compartment



### 11E Fuses by battery

No.	Fuse function	A
1	Relay, 15 feed, rear accessories 2/52	40
2	Fuses for 11D/12-14	40
3	Relay, heated rear window 2/82	40
4	-	-
5	Fuses for 11D/6-11	40
6	-	-
7	Fuse protection for 11D/1-5	40

## Relays in the engine compartment



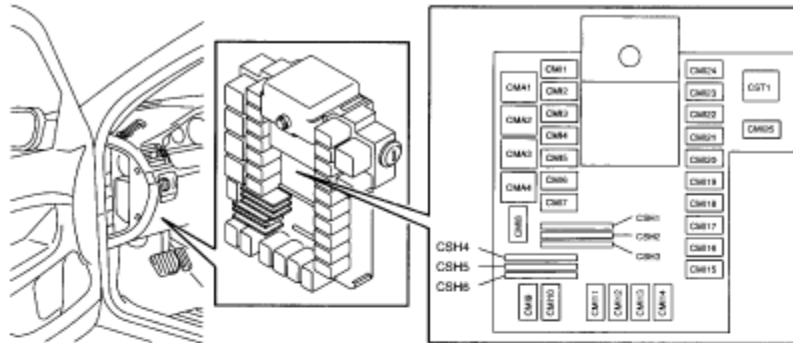
## Relays in the engine compartment

Pos	Relay operation
FMA1	Relay, coolant heater 1 2/109
FMA2	Engine control module main relay 2/32
FMA3	Relay, glow plug unit 2/14
FMA4	Starter motor relay 2/35
FMA5	Relay, coolant heater 2 2/74
FMI1	AC relay 2/22
FMI2	Horn relay 2/17
FMI3	Relay, windshield washer motor 2/92
FMI4	Relay, rear window washer motor 2/93
FST1	Relay, intermittent windshield wiper 2/91
FST2	-
FST3	Relay, windshield wiper, low/high speed 2/90

## Other relays

Pos	Relay operation
LH rear door	Door blocking relay, LH rear 2/138
RH rear door	Door blocking relay, RH rear 2/139

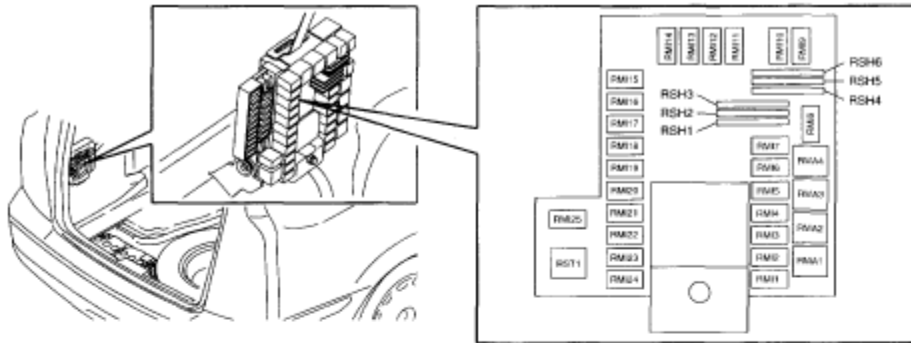
## Relays in the passenger compartment



## Relays in the passenger compartment

Pos	Relay operation
CMA1	-
CMA2	X feed overload relay 2/30
CMA3	15-feed overload relay 2/31
CMA4	-
CMI1	Relay, power window up, LH rear 2/116
CMI2	Relay, power window down, LH rear 2/118
CMI3	Relay, power window childlock, rear door 2/120
CMI4	High beam relay 2/63
CMI5	Parking light relay 2/61
CMI6	-
CMI7	Low beam relay 2/62
CMI8-10	-
CMI11	Fog light relay, front 2/34
CMI12	Fuel pump relay 2/23
CMI13-20	-
CMI21	Relay, extended X feed, automatic transmission 2/101
CMI22	Relay, extended X feed 2/29
CMI23	Relay, power window down, RH rear 2/119
CMI24	Relay, power window up, RH rear 2/117
CMI25	-
CSH1	Shunt, LH direction indicator CEM 20/32
CSH2	Shunt, RH direction indicator CEM 20/34
CSH3	-
CSH4	Shunt, low beam CEM 20/27
CSH5-6	-
CST1	-

## Relays in the cargo area/compartment



## Relays in the cargo area/compartment

Pos	Relay operation
RMA1	Relay, 15 feed, rear accessories 2/52
RMA3	Relay, heated rear window 2/82
RMI1	Locking relay, LH rear 2/111
RMI2	Unlocking relay, LH rear 2/112
RMI3	Relay, deadlock, rear doors 2/115
RMI4	Reversing light relay 2/80
RMI5	Brake light relay 2/79
RMI6	Relay, rear fog light 2/49
RMI7	Relay, fog light, trailer 2/83
RMI11	Relay, pager alarm 1 2/136
RMI12	Relay, pager alarm 2 2/137
RMI13	Relay, rear window wiper 2/72 V70
RMI14	Relay, adjustable head restraint, rear 2/75 S80
RMI16	Relay, rear window intermittent wiper 2/16 V70
RMI19	Tailgate unlocking relay 2/87 V70
RMI20	Trunk lid opening relay 2/67 S80 Tailgate locking relay 2/86 V70
RMI21	Unlocking relay, fuel filler flap 2/59
RMI22	Locking relay, fuel filler flap 2/58
RMI23	Unlocking relay, RH rear 2/114
RMI24	Locking relay, RH rear 2/113
RHS2	Shunt, fog light REM 20/29
RSH3	Shunt, 12V outlet cargo area REM 20/39 V70
RSH4	Shunt, parking light REM 20/28
RSH5	Shunt, parking light/tail light REM 20/33
RSH6	Shunt, brake light REM 20/31